

Take Control of Your Widgets

Kaspars Dambis
konstruktors.com
[@konstruktors](https://twitter.com/konstruktors)

WordCamp Norway 2013

Who is this guy?



Latvian Champion in Autocross, 2007

**World's first electric race car
to finish Dakar rally in 2012**





ARGENTINA
CHILE
PERU





MAINSWITCH

Laima

Winston Battery

DRIVE



ELECTRIC
OPTION

Winston Battery

Laima



DAF



DRIVE



Winston Battery
Laima



Jean-Claude Kakiel



DRIVE



Winston Battery
Laima

DRIVE



Winston Battery
Laima



Jean-Charles Mauri



In ♥ since 2007

Sans-serif Racer

Just another demo of a WordPress theme

About the Author

Contact

Another sample post with multiple images

July 31st, 2008 • [Images](#), [Sample](#), [Uncategorized](#) • [No comments](#) [Edit](#)

Lorem ipsum dolor sit amet, consectetur adipiscing elit. Aliquam laoreet turpis sed enim. Etiam erat. Duis viverra, ligula in tincidunt adipiscing, libero diam porta leo, vitae aliquet ipsum felis vitae tellus. Proin a magna ac nisl tincidunt dapibus. Vivamus dignissim augue ornare quam. Cras mauris. Pellentesque porttitor commodo nisi. Nam rutrum urna sit amet nunc. Mauris fermentum lorem ut diam.



description

Donec vitae dui. Nam pretium.

Fusce volutpat porta nisi. Vestibulum ante ipsum primis in faucibus orci luctus et ultrices posuere cubilia Curae; Aenean in magna vel massa adipiscing mattis. Vivamus egestas mauris non elit. Aenean facilisis pede at mi. Duis convallis sollicitudin lacus. Cum sociis natoque penatibus et magnis dis parturient montes, nascetur ridiculus mus. Phasellus mi orci, posuere ut, dapibus vel, ultricies et, turpis. Aenean nibh. [Read more »](#)

Sample post with one image

July 31st, 2008 • [Uncategorized](#) • [No comments](#) [Edit](#)

A little paragraph before the photo. Proin tortor est, rhoncus sed, varius sit amet, porta vitae, est. Fusce fermentum blandit felis. Donec ullamcorper varius velit. Aliquam erat

Widget in sidebar-default

This is useful for placing information about the author and also the RSS feed links.

Categories

- [Images](#)
- [Sample](#)
- [Uncategorized](#)

Post related sidebar

Here you put something like most popular, most read or recent posts.

Archives

- [July 2008](#)

Recent Posts

- [Another sample post with multiple images](#)
- [Sample post with one image](#)
- [Hello world!](#)

Tags

[css demo](#) [houses](#)
[wordpress](#)

Custom Function Widgets

Sidebar Area

You can drag and drop widgets into this area.

Sidebar Widgets

Text 1

CF: Most Popular Posts

CF: This doesn't exist

Widget title	<input type="text" value="Most Popular Posts"/>
Function name	<input type="text" value="akpc_most_popular"/>
Function variables (comma separated)	<input type="text" value="\$limit = 2"/>
HTML before	<input type="text" value=""/>
HTML after	<input type="text" value=""/>
<input type="checkbox"/> Remove Widget title from output	
<input type="checkbox"/> Remove the default widget wrapper (including title)	

Custom Function Widgets

Sidebar Arrangement

You can drag and drop widgets onto your sidebar below.

Save Changes »

Sidebar 1

- Text 1
- CF: Most Popular Posts
- CF: This doesn't exist

Available Widgets

Archives	Calendar	Categories 1	Categories 2	Custom Function 3	Custom Function 4
Custom Function 5	Custom Function 6	Custom Function 7	Custom Function 8	Custom Function 9	Get Recent Comments
Get Recent Trackbacks	Links	Meta	Pages	Recent Comments	Recent Posts

Widget Context

Version 0.1

Text: About the Author Cancel

About the Author

Kaspars is a physics student and a graphic designer working on the web since 2000. [Read more »](/blog/about)

Widget logic:

Display only on selected

Display on every page except selected

<input type="checkbox"/> Homepage	<input type="checkbox"/> All Archives
<input type="checkbox"/> Single Post	<input type="checkbox"/> Category Archive
<input type="checkbox"/> Single Page	<input type="checkbox"/> Tag Archive
<input type="checkbox"/> Attachment	<input type="checkbox"/> Author Archive
<input type="checkbox"/> Search	<input type="checkbox"/> 404 Error

or target by URL

Enter one location fragment per line. Use * character as a wildcard. Use <home> to select front page. Examples: `category/peace/*` to target all *peace* category posts; `2012/*` to target articles written in year 2012.

Widget Notes (invisible to public)

Change Remove

A Sidebar?

Sidebar

"Minima" for Blogger

The image shows a screenshot of a Blogger blog page. At the top, there is a search bar with the Blogger logo on the left and navigation links "Del", "Rapporter misbruk", and "Neste blogg»" on the right. Further right are links for "Opprett blogg" and "Logg på". Below the navigation is a large header banner with a light beige background and a silhouette of mountains. The name "AMY JO" is centered in the banner in a large, white, sans-serif font. Below the banner, the main content area features a post dated "THURSDAY, DECEMBER 9, 2010" with the title "New Blog!!". The post text reads: "It's time. I will no longer post here. Please go to the blog below!". Below the text is the URL "https://amyjophotography.wordpress.com". To the right of the URL, it says "POSTED BY AMY JO" and "6 COMMENTS:" followed by a comment icon. Below the post are social media sharing icons for Blogger, Email, Twitter, Facebook, and Google+, along with the text "Recommend this on Google". Below the main post, there is a second post dated "MONDAY, DECEMBER 6, 2010" with the title "Nat and Brett Bridal Shoot!". To the right of the main content is a sidebar. The sidebar has a section titled "ABOUT ME" with a small profile picture of a woman and the name "AMY JO". Below the name is a link that says "VIEW MY COMPLETE PROFILE". Below the "ABOUT ME" section is a section titled "WHEN" with a dropdown menu currently set to "When". At the bottom of the sidebar is a section titled "CUBIES" with a list of categories: "Personal", "Wedding Day", and "Engagements".



Del Rapporter misbruk Neste blogg»

Opprett blogg Logg på

AMY JO

THURSDAY, DECEMBER 9, 2010

New Blog!!!

It's time.

I will no longer post here.

Please go to the blog below!

<https://amyjophotography.wordpress.com>

POSTED BY AMY JO 6 COMMENTS:



Recommend this on Google

MONDAY, DECEMBER 6, 2010

Nat and Brett Bridal Shoot!



ABOUT ME



AMY JO

[VIEW MY COMPLETE PROFILE](#)

WHEN

When

CUBIES

Personal

Wedding Day

Engagements

Sidebar

"Cubric" in WordPress 1.5 (2005)

Theme Preview

Previewing Another WordPress Blog

Worth A Thousand Words

October 17th, 2008



Pages

- » [About](#)
- » [Parent Page](#)
- » [Sub-page](#)

Archives

- » [October 2008](#)
- » [September 2008](#)
- » [June 2008](#)

Categories

- » [Parent](#) (1)
- » [First Child Category](#) (1)
- » [Second Child Category](#) (1)
 - » [One Grandchild Category](#) (1)
- » [Uncategorized](#) (6)

Sidebar

"Twenty Twelve" in WordPress (2012)

Twenty Twelve

Your favorite WordPress theme, updated and polished for 2012.

[HOME](#)

[ABOUT](#)

[BLOG](#)

[SAMPLE PAGE](#)

[FULL WIDTH](#)

[DAYTRIPS](#)

[WRITING](#)

[MUSE](#)

[WEB](#)



RECENT POSTS

[Solace of a lonely highway](#)

[Write with purpose](#)

[Tree on a lake](#)

[Don't stop questioning](#)

[Overheard this morning](#)

ARCHIVES

[March 2012](#)

[September 2011](#)

[July 2011](#)

[June 2011](#)

CATEGORIES

**Sidebars are
for related content**

Widgets in Core

Widgets were first provided by a plugin.

Available in core since WP 2.2 (May 16, 2007).

The screenshot shows the WordPress 2.2 dashboard with the 'Presentation' menu item selected. The 'Widgets' sub-menu is active, displaying the 'Sidebar Arrangement' configuration page. The page title is 'Sidebar Arrangement'. Below the title, it says 'You can drag and drop widgets onto your sidebar below.' There is a sidebar area labeled 'Sidebar 1' containing two widgets: 'Links' and 'Meta'. Below this is an 'Available Widgets' section with a row of widget boxes: Archives, Calendar, Categories, Pages, Recent Comments, Recent Posts, RSS 1, Search, and Text 1. A 'Save Changes »' button is located at the bottom right of the widget area. Below the widget area, there are two sections: 'Text Widgets' and 'RSS Feed Widgets'. Each section has a dropdown menu set to '1' and a 'Save' button.

WordPress 2.2 [\(View site »\)](#) Howdy, admin. [\[Sign Out, My Profile\]](#)

Dashboard Write Manage Comments Blogroll **Presentation** Plugins Users Options

Themes **Widgets** Theme Editor Header Image and Color

Sidebar Arrangement

You can drag and drop widgets onto your sidebar below.

Sidebar 1

- Links
- Meta

Available Widgets

Archives Calendar Categories Pages Recent Comments Recent Posts RSS 1 Search Text 1

[Save Changes »](#)

Text Widgets

How many text widgets would you like? [Save](#)

RSS Feed Widgets

How many RSS widgets would you like? [Save](#)

Widgets in Core

Available in core since WP 2.2 (May 16, 2007).

WordPress 2.2 [\(View site »\)](#)

Howdy, admin. [\[Sign Out\]](#), [\[My Profile\]](#)



[Dashboard](#) [Write](#) [Manage](#) [Comments](#) [Blogroll](#) **[Presentation](#)** [Plugins](#) [Users](#) [Options](#)


[Themes](#) **[Widgets](#)** [Theme Editor](#) [Header Image and Color](#)

Sidebar Arrangement

You can drag and drop widgets onto your sidebar below

Sidebar 1

- Links
- Meta 
- Text 1 

Text 1 

Widget Title

Text widget content.

Available Widgets

Archives

Calendar

Categories

Pages

Recent Comments

Recent Posts

RSS 1

Search

[Save Changes »](#)

Problems

1. Widgets are not attached to the content
2. Widgets can't be edited in context

BUT

Widgets provide flexibility

But Context Matters

Solutions

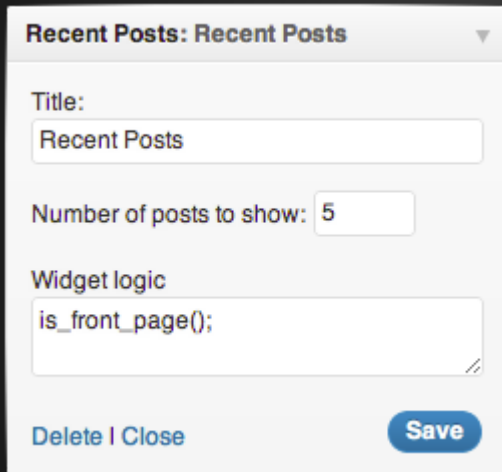
1. Use multiple widget areas (sidebars) and templates to control their appearance
2. Use a plugin

Solutions

~~1. Use multiple widget areas (sidebars) and templates to control their appearance~~

2. Use a plugin

Widget Logic



The screenshot shows a widget configuration window titled "Recent Posts: Recent Posts". It contains the following fields:

- Title:** A text input field containing "Recent Posts".
- Number of posts to show:** A numeric input field containing "5".
- Widget logic:** A text area containing the code `is_front_page();`.

At the bottom of the window, there are two buttons: "Delete | Close" on the left and "Save" on the right.

Need to know Template Tags
(can't give to clients)

Uses ~~`evil()`~~ `eval()`;

WooSidebars

Sidebars as a custom post type.
Sidebars in context.

The screenshot shows the WordPress admin dashboard for 'My Movie Ratings Blog'. The left sidebar menu is expanded to 'Appearance', with 'Widget Areas' selected. The main content area is titled 'Edit Widget Area' and shows a widget titled 'Widget Are on Titanic'. The widget has a 'Description' field and a 'Conditions' section. The 'Conditions' section is set to 'Pages' and includes checkboxes for 'Sample Page' and 'Titanic', both of which are checked. The 'Advanced' settings are also visible. On the right side, there is a 'Publish' section showing the status as 'Published' and a 'Published on' date of 'Aug 21, 2012 @ 10:55'. There are also 'Move to Trash' and 'Update' buttons. The top navigation bar shows 'My Sites', 'My Movie Ratings Blog', '+ New', and the user 'Howdy, admin'.

Dashboard

WooDojo

Posts

Media

Links

Pages

Comments

Appearance

Themes

Widgets

Menus

Widget Areas

Theme Options

Header

Background

Plugins

Users

Tools

Settings

My Sites

My Movie Ratings Blog

+ New

Howdy, admin

Off

Screen Options

Edit Widget Area [Add New](#)

Widget Are on Titanic

Description

Add an optional description, to be displayed when adding widgets to this widget area on the [Widgets](#) screen.

Conditions

Pages [Advanced](#)

Pages

Sample Page

Titanic

Publish

Status: **Published** [Edit](#)

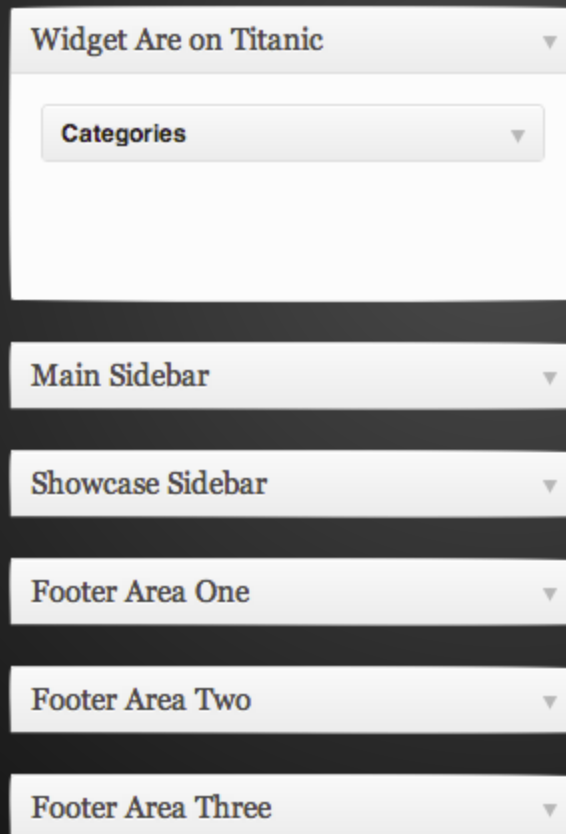
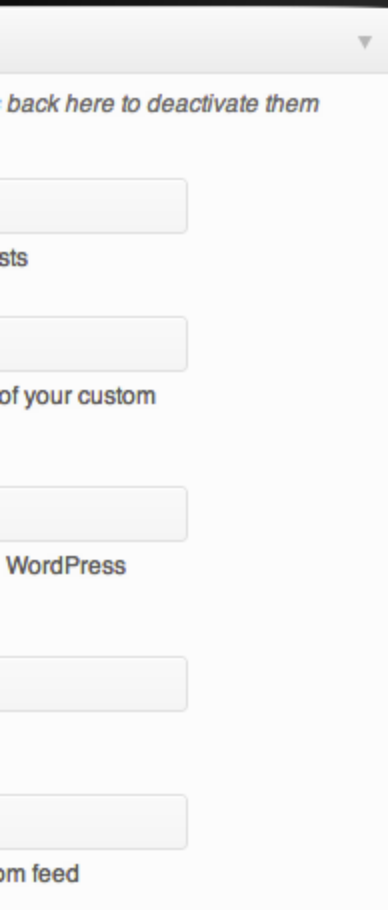
Published on: **Aug 21, 2012 @ 10:55** [Edit](#)

[Move to Trash](#) [Update](#)

Sidebar To Replace

Showcase Sidebar

WooSidebars



Creates a lot of widget areas with custom visibility rules which are defined in **another section** of the WordPress dashboard.

Display Widgets

Adds context UI to widget settings.

Recent Posts: Recent Posts ▾

Title:

Number of posts to show:

Show/Hide Widget
 Show on checked ▾

Show only for Logged-out users
 Show only for Logged-in users

Miscellaneous +/-

Front Page
 Blog Page

[Delete](#) | [Close](#) [Save](#)

Widget Context

Adds context UI to widget settings.

The screenshot shows the 'Recent Posts' widget settings in WordPress. The 'Widget Context' section is expanded, showing options to show or hide the widget on various page types. The 'Hide on selected' option is currently chosen. Below this, there are checkboxes for various page types: Front Page, Blog Index, Single Post, Single Page, Attachment, Search, All Archives, Category Archive, Tag Archive, Author Archive, and 404 Error. There is also a section for 'or target by URL' with a text input field and a small instruction box. The instruction box contains the text: 'Enter one location fragment per line. Use * character as a wildcard. Use <home> to select front page. Examples: category/peace/* to target all peace category posts; 2012/* to target articles written in year 2012.' At the bottom of the settings panel, there are 'Delete | Close' and 'Save' buttons.

Recent Posts: Recent Posts

Title:
Recent Posts

Number of posts to show: 5

Widget Context: Show on selected Hide on selected Hide

Front Page All Archives
 Blog Index Category Archive
 Single Post Tag Archive
 Single Page Author Archive
 Attachment 404 Error
 Search

Has than words

or target by URL

Enter one location fragment per line. Use * character as a wildcard. Use <home> to select front page. Examples: category/peace/* to target all peace category posts; 2012/* to target articles written in year 2012.

Notes (invisible to public)

Delete | Close Save

Individual posts and pages can be targeted only by URL patterns, which are hard to understand.

Problems

1. Widgets can't be edited on per-page basis.
2. Widgets can't be re-ordered on per-page basis

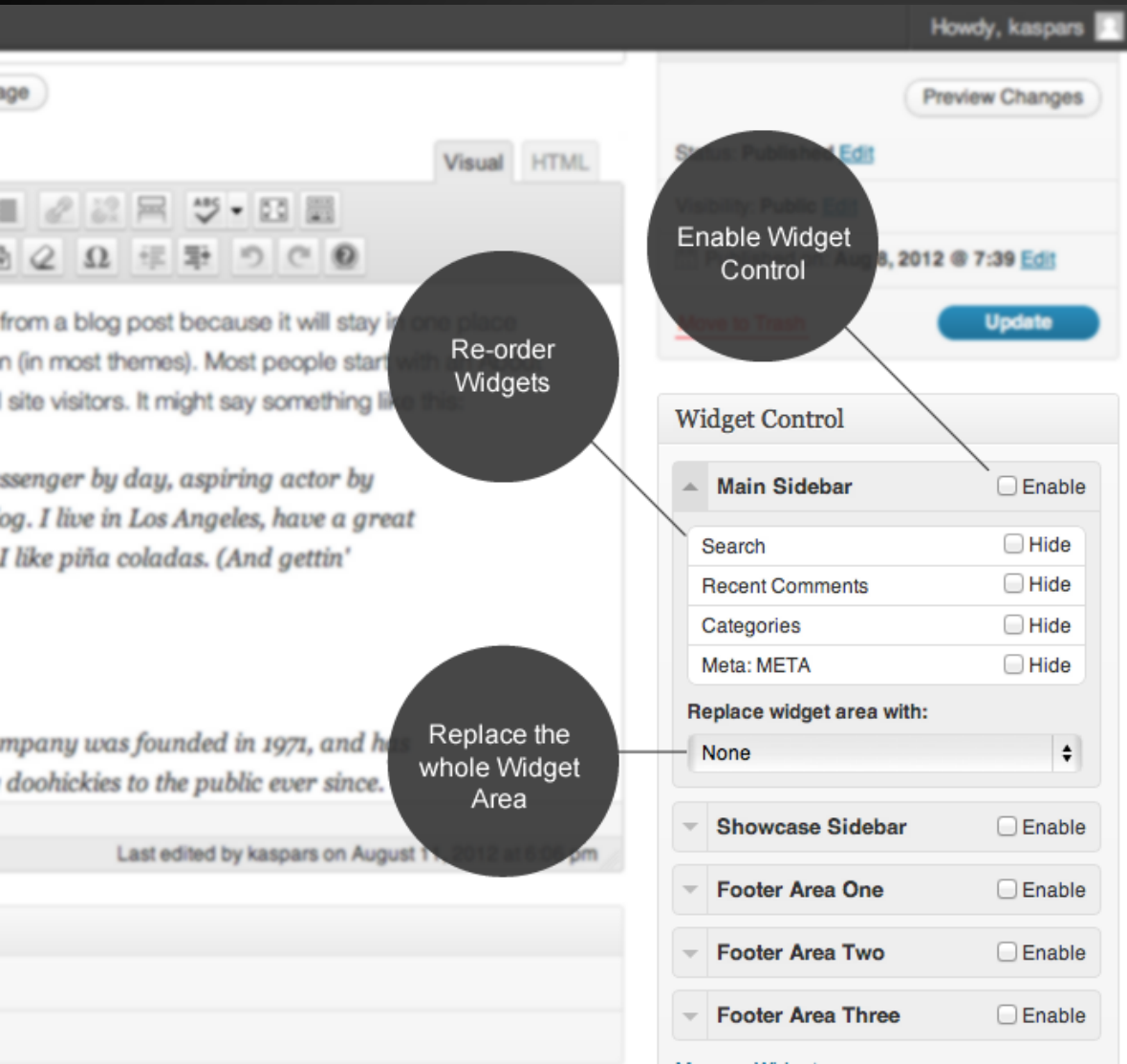
Widget Context

Experiments

Concept A

Bring Widget UI into Page Edit Screen

Concept A



Features:

Per-page settings;
Re-order widgets.

Problems:

Adding and hiding
new widgets requires
editing all pages

Concept A Demo

Concept B

Categories: Topics ▾

Title:
Topics

Display as dropdown
 Show post counts
 Show hierarchy

CSS Class:

Visibility Settings [Hide](#)

Show ▾ Choose location: ▾ ×

Add New Rule

Delete | Close Save

Categories: Topics ▾

Title:
Topics

Display as dropdown
 Show post counts
 Show hierarchy

CSS Class:

Visibility Settings [Hide](#)

Show ▾ **Choose location:** ▾ ×

Add New Rule

Delete | Close

- everywhere
- on front page
- on blog index page
- on 404 page
- on search results
- on all blog posts
- on all pages
- on specific posts or pages
- on all posts in post type
- on post type archive
- on taxonomy archive
- if users is logged in
- if user role is
- on all posts in Categories
- on all posts in Tags

Categories: Topics ▾

Title:
Topics

Display as dropdown
 Show post counts
 Show hierarchy

CSS Class:

Visibility Settings [Hide](#)

Hide ▾ if user role is ▾ ×

Administrator
 Editor
 Author
 Contributor
 Subscriber

Add New Rule

Delete | Close Save

Simple **Show/Hide** option with a list of available rules.

Concept B Demo

Concept C

Home

Permalink: <http://thinfilm.no/> [View Page](#)

Featured Image

[Get featured image](#)

[Add Media](#) [Add Content Block](#)

Visual Text

Paragraph [U](#) [B](#) [I](#) [ABC](#) [List](#) [List](#) [List](#) [Link](#) [Image](#) [Table](#) [ABC](#) [Table](#) [Table](#)

[Move to Trash](#) [Update](#)

Widget Settings

Sidebar [Add Widget](#)

Custom Menu : Related


Search

Footer Widget Area [Add Widget](#)

Contact Us

Page Attributes

Howdy, kaspars



Concept C Demo

Conclusions

1. Current setup (Sidebar UI) doesn't allow granular widget control.
2. Granular setup (Post Edit UI) is hard to manage on large scale sites.

konstruktors.com

@konstruktors

github.com/kasparsd